




HTTPS Everywhere

Free Technology Workshop

Secure Browsing and Email

Bulk surveillance violates our
fundamental rights
and makes free speech risky.

But we're far from helpless
to do something about it.



EmailSelfDefense.fsf.org

Web Browsing with HTTPS
Secure Email with OpenPGP

Organised by Steven Gordon
Room RS309

9am - 12noon Friday 27 June 2014
<http://ict.sit.tu.ac.th/moodle/>

Adresses

- Local copies of software
 - <http://ict.siit.tu.ac.th/software/>
- Presentation slides and videos
 - <http://ict.siit.tu.ac.th/moodle/>
- Local address for ICT
 - ict.siit.tu.ac.th (from anywhere)
 - 10.10.6.11 (from inside SIIT)

SSH

SSH Access to ICT

- Use PuTTY (Windows) or ssh (OSX, Linux)
 - Address: `ict.siit.tu.ac.th`
 - Username: `u5412345678`
 - Password: supplied to you
- Once logged in you can:
 - Change password: `passwd`
 - Exit: `exit`

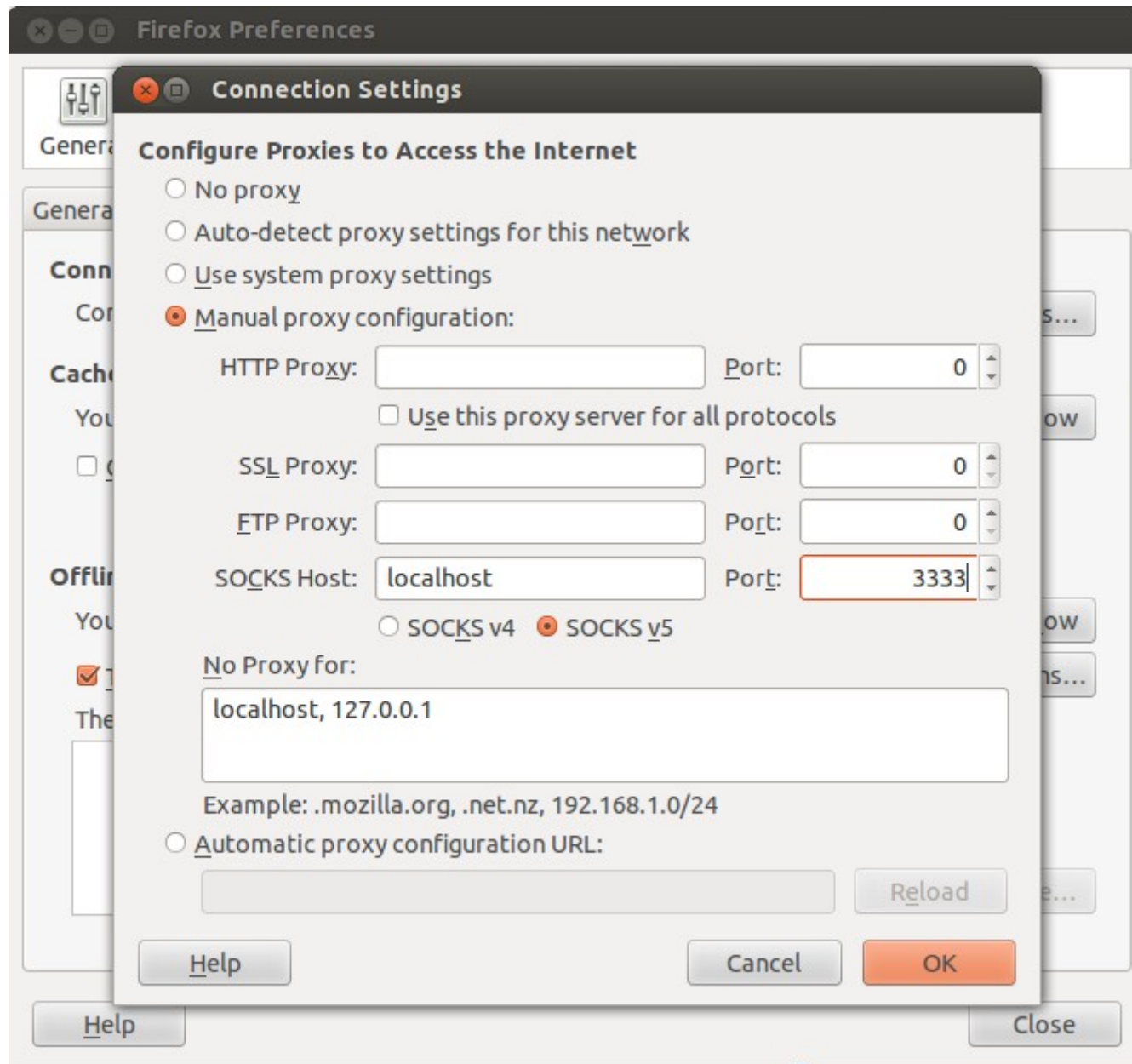
SSH and Tunnelling

- `ict.siit.tu.ac.th`
 - username: `u5412345678`
 - (Replace with your student ID)
 - Password has been provided to you
- Dynamic forwarding on command line, Linux/OSX:
 - `ssh -l u5412345678 -N -D 6666 ict.siit.tu.ac.th`
- In browser proxy settings:
 - SOCKS host: `localhost`
 - Port: `6666`

SSH on Windows with PuTTY

- PuTTY Configuration:
- Connection -> SSH -> Tunnels
 - Source Port: 6666
 - Destination: `ict.siit.tu.ac.th`
 - Select “Dynamic”

Example SOCKS Proxy in Firefox



Firefox Plugins

Firefox (and Chrome) Plugins

- HTTPS Everywhere
 - <https://www.eff.org/https-everywhere>
- Privacy: Adblock Plus, Ghostery
- Safety: NoScript
- Proxy: FoxyProxy, Hola Unblocker
- Passwords: LastPass, KeeFox (KeePass)
- And many more

Secure Email with PGP

Free Software Foundation: Email Self Defense Guide to using encrypted email with GnuPG, Engimail and Thunderbird <http://emailselfdefense.fsf.org/>

Bulk surveillance violates our
fundamental rights
and makes free speech risky.

But we're far from helpless
to do something about it.

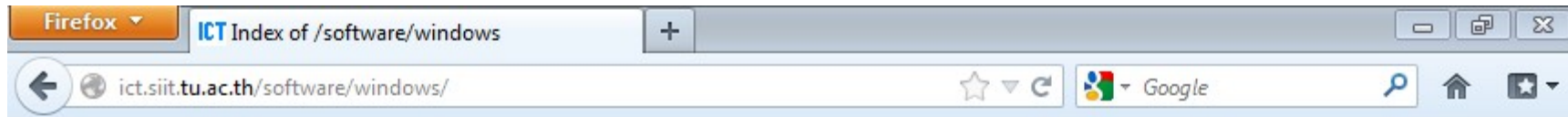


EmailSelfDefense.fsf.org

Steps

- Install Thunderbird Email Client
 - Setup an account, e.g. gmail, hotmail or siit
- (Windows only) Install GPG4WIN
- Install Engimail Add-on in Thunderbird
- In Thunderbird:
 - Make your keys
 - Distribute your keys
 - Send signed/encrypted emails

Install Thunderbird



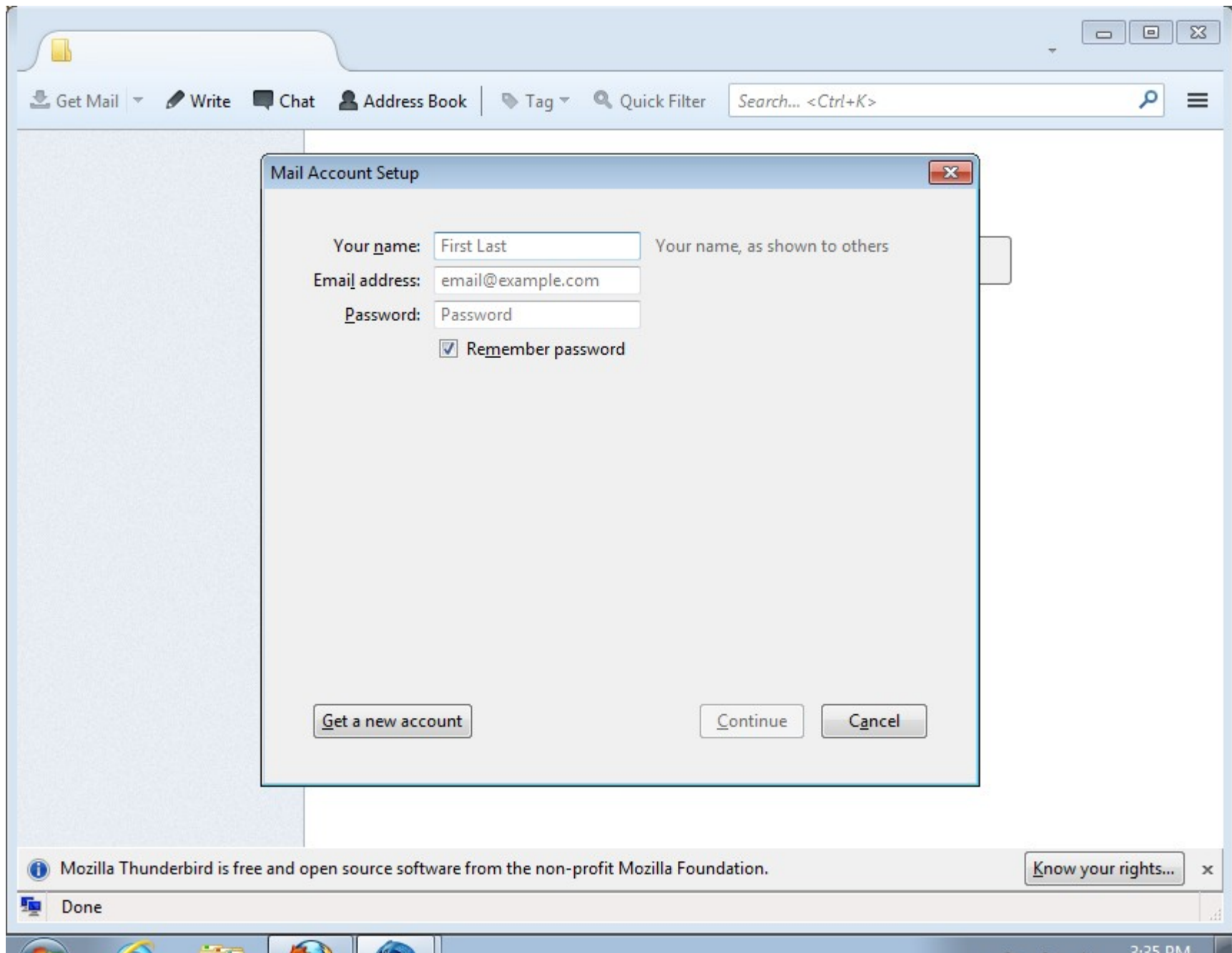
Index of /software/windows

- [Parent Directory](#)
- [Thunderbird Setup](#)
- [Wireshark-win32-](#)
- [Wireshark-win64-](#)
- [gpg4win-2.2.1.exe](#)
- [openvpn-install-2.](#)
- [openvpn-install-2.](#)
- [putty-0.63-installe](#)
- [torbrowser-install](#)
- [winscp554setup.e](#)

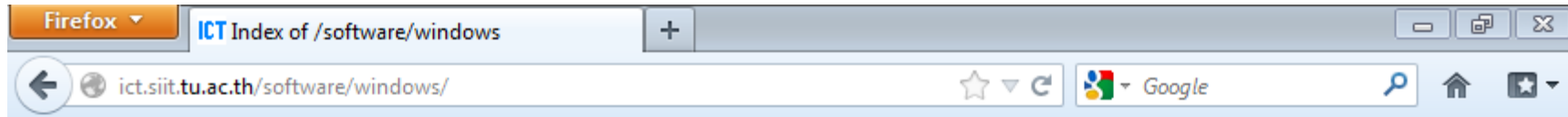
Apache/2.2.22 (Ubuntu)



Add an Account



(Windows Only) Install GPG4Win



Index of /software/windows

A screenshot of the Gpg4win Setup dialog box. The dialog is titled 'Gpg4win Setup' and has a subtitle 'Choose Components'. It contains the following text: 'Choose which features of Gpg4win you want to install.' and 'Check the components you want to install and uncheck the components you don't want to install. Click Next to continue.' Below this is a list of components to install, with checkboxes: GnuPG (checked), Kleopatra, GPA, GpgOL, GpgEX, Claws-Mail, and Gpg4win Compendium. To the right of the list is a 'Description' box with the text: 'Position your mouse over a component to see its description.' At the bottom, it says 'Space required: 39.0MB' and 'Nullsoft Install System v2.46-7'. There are three buttons: '< Back', 'Next >', and 'Cancel'.

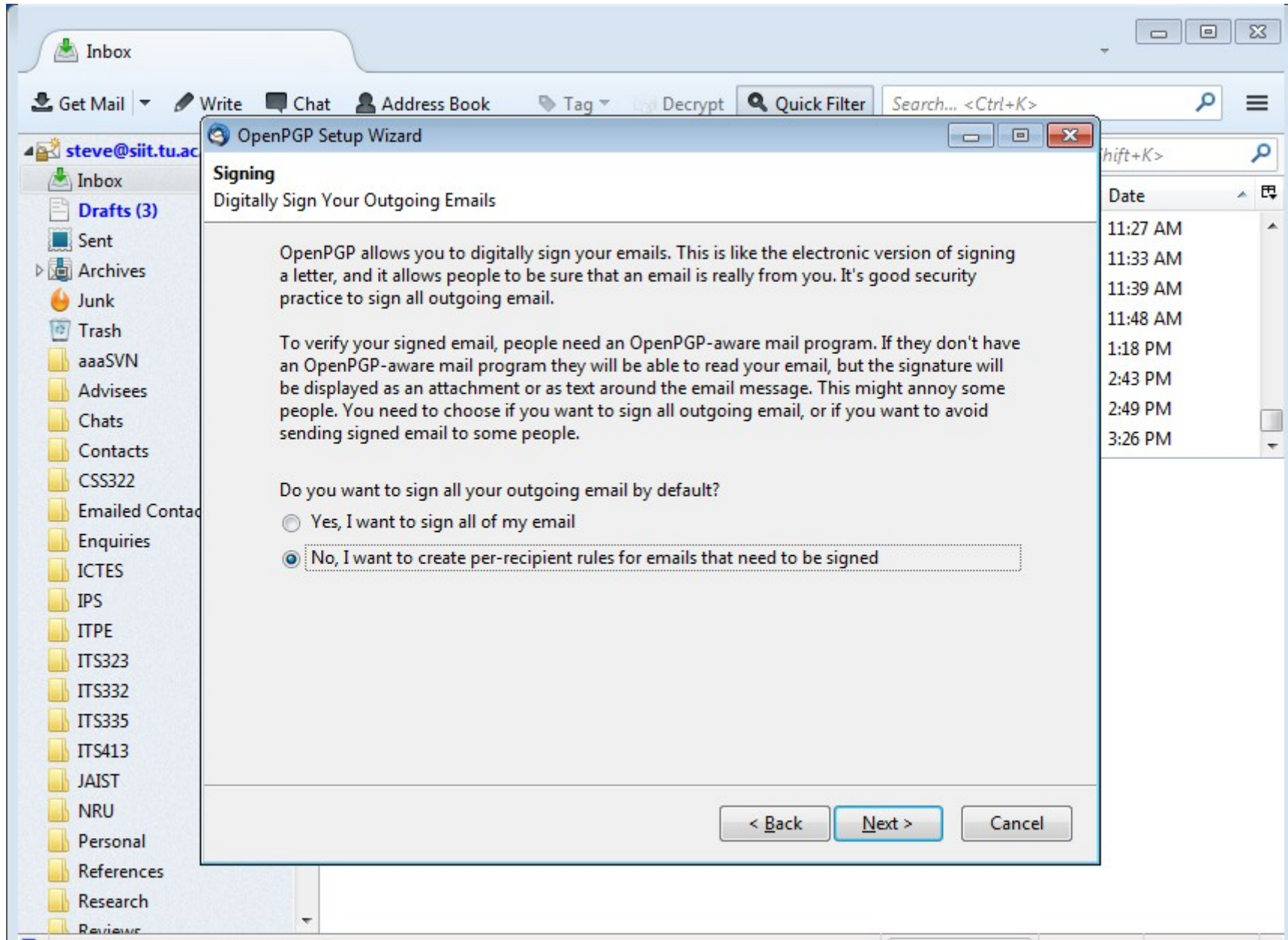
Install Enigmail Add-on

The screenshot shows the Thunderbird Add-ons Manager window. The search bar at the top contains the text 'enigmail'. The results are displayed in a table with columns for Name, Last Updated, and a Best match dropdown. The first result is 'Enigmail 1.6', which is highlighted. A tooltip 'Install this add-on' is visible over the 'Install' button for this add-on. The left sidebar contains navigation options: Search, Get Add-ons, Extensions, Appearance, and Plugins. The bottom status bar shows 'Downloading 1518 of 1673 in Inbox'.

Name	Last Updated	Best match
Enigmail 1.6 OpenPGP message encryption and authentication for Thunde... More	Wednesday, 23 October 2013	<input type="button" value="Install"/>
X-notifier (for Gmail,Hotmail,Yah... 3.4.1 Notifier for gmail, yahoo, hotmail, aol and more webmails.X-n... More	Tuesday, 27 May 2014	<input type="button" value="Install"/>
Mail Merge 3.8.0 Mass Mail and Personal Mail More	Thursday, 19 June 2014	<input type="button" value="Install"/>
Mail Redirect 0.7.8 Allow to redirect (a.k.a. "bounce") mail messages to other reci... More	Thursday, 24 October 2013	<input type="button" value="Install"/>
MailHops 0.8.2 MailHops maps the route an email took to get to you. Displayi... More	Sunday, 28 October 2012	<input type="button" value="Install"/>
EditEmailSubject 2.0.3 This module allows you to change email subjects More	Friday, 5 April 2013	<input type="button" value="Install"/>

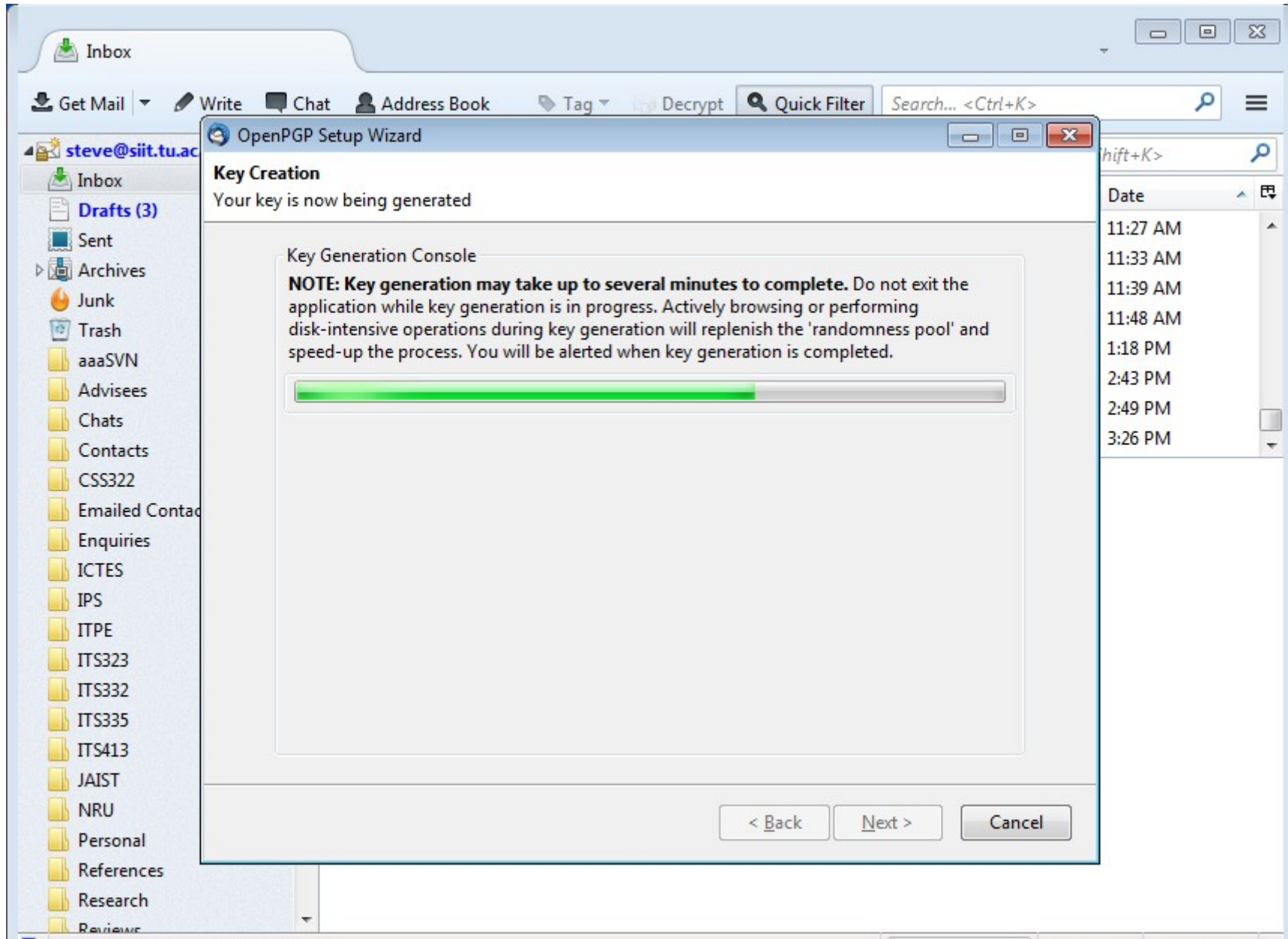
OpenPGP Setup Wizard

Sign by default: No



OpenPGP Setup Wizard

Generate your keypair



Exchange Keys

- Upload to Key Server
 - Unfortunately SIIT blocks the port used for upload
- Email Public Key to Friends
 - Manually confirm that correct key
 - ID or Fingerprint