

# Classical Encryption Techniques

## CSS322: Security and Cryptography

Sirindhorn International Institute of Technology  
Thammasat University

Prepared by Steven Gordon on 29 December 2011  
CSS322Y11S2L02, Steve/Courses/2011/S2/CSS322/Lectures/classical.tex, r2070

# Contents

Symmetric Cipher Model

Substitution Techniques

Transposition Techniques

Rotor Machines

Steganography

Symmetric Model

Substitution

Transposition

Rotor Machines

Steganography

# Terminology

**Plaintext** original message

**Ciphertext** encrypted or coded message

**Encryption** convert from plaintext to ciphertext  
(enciphering)

**Decryption** restore the plaintext from ciphertext  
(deciphering)

**Key** information used in cipher known only to  
sender/receiver

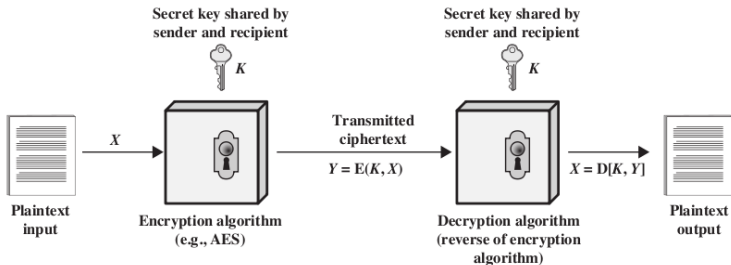
**Cryptography** study of algorithms used for encryption

**Cipher** a particular algorithm (cryptographic system)

**Cryptanalysis** study of techniques for decryption without  
knowledge of plaintext

**Cryptology** areas of cryptography and cryptanalysis

# Simplified Model of Symmetric Encryption



# Requirements and Assumptions

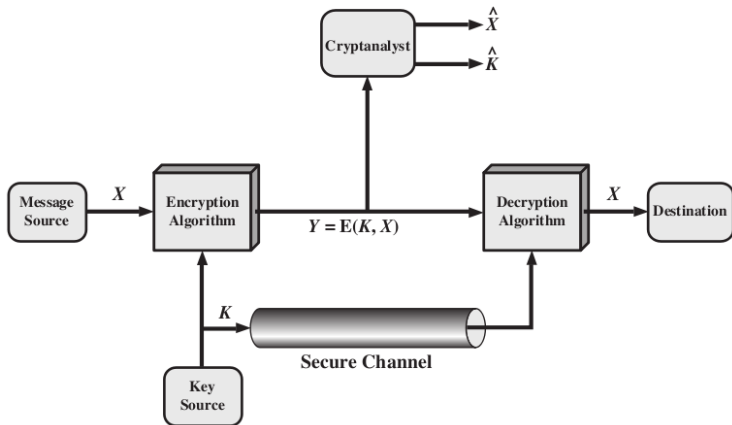
Requirements for secure use of symmetric encryption:

1. Strong encryption algorithm: Given the algorithm and ciphertext, an attacker cannot obtain key or plaintext
2. Sender/receiver know secret key (and keep it secret)

Assumptions:

- ▶ Cipher is known
- ▶ Secure channel to distribute keys

# Model of Symmetric Cryptosystem



- ▶ Intended receiver can calculate:  $X = D(K, Y)$
- ▶ Attacker knows  $E$ ,  $D$  and  $Y$ . Aim:
  - ▶ Determine plaintext:  $\hat{X}$
  - ▶ Determine key:  $\hat{K}$

# Characterising Cryptographic Systems

## Operations used for encryption:

**Substitution** replace one element in plaintext with another

**Transposition** re-arrange elements

**Product systems** multiple stages of substitutions and transpositions

## Number of keys used:

**Symmetric** sender/receiver use same key (single-key, secret-key, shared-key, conventional)

**Public-key** sender/receiver use different keys (asymmetric)

## Processing of plaintext:

**Block cipher** process one block of elements at a time

**Stream cipher** process input elements continuously

# Cryptanalysis and Brute-Force Attacks

- ▶ Objective of attacker: recover key (not just message)
- ▶ Approaches of attacker:
  - Cryptanalysis** Exploit characteristics of algorithm to deduce plaintext or key
  - Brute-force attack** Try every possible key on ciphertext until intelligible translation into plaintext obtained
- ▶ If either attack finds key, all future/past messages are compromised



# Cryptanalytic Attacks

Symmetric Model

Substitution

Transposition

Rotor Machines

Steganography

Type of Attack	Known to Cryptanalyst
Ciphertext Only	<ul style="list-style-type: none"> <li>• Encryption algorithm</li> <li>• Ciphertext</li> </ul>
Known Plaintext	<ul style="list-style-type: none"> <li>• Encryption algorithm</li> <li>• Ciphertext</li> <li>• One or more plaintext-ciphertext pairs formed with the secret key</li> </ul>
Chosen Plaintext	<ul style="list-style-type: none"> <li>• Encryption algorithm</li> <li>• Ciphertext</li> <li>• Plaintext message chosen by cryptanalyst, together with its corresponding ciphertext generated with the secret key</li> </ul>
Chosen Ciphertext	<ul style="list-style-type: none"> <li>• Encryption algorithm</li> <li>• Ciphertext</li> <li>• Ciphertext chosen by cryptanalyst, together with its corresponding decrypted plaintext generated with the secret key</li> </ul>
Chosen Text	<ul style="list-style-type: none"> <li>• Encryption algorithm</li> <li>• Ciphertext</li> <li>• Plaintext message chosen by cryptanalyst, together with its corresponding ciphertext generated with the secret key</li> <li>• Ciphertext chosen by cryptanalyst, together with its corresponding decrypted plaintext generated with the secret key</li> </ul>

# Measures of Security

## Unconditionally Secure

- ▶ Ciphertext does not contain enough information to derive plaintext or key
- ▶ **One-time pad** is only unconditionally secure cipher (but not very practical)

## Computationally Secure

- ▶ If either:
  - ▶ Cost of breaking cipher exceeds value of encrypted information
  - ▶ Time required to break cipher exceeds useful lifetime of encrypted information
- ▶ Hard to estimate value/lifetime of some information
- ▶ Hard to estimate how much effort needed to break cipher

# Brute-Force Attacks

Symmetric Model

Substitution

Transposition

Rotor Machines

Steganography

Key Size (bits)	Number of Alternative Keys	Time Required at 1 Decryption/ $\mu$ s	Time Required at $10^6$ Decryptions/ $\mu$ s
32	$2^{32} = 4.3 \times 10^9$	$2^{31} \mu\text{s} = 35.8$ minutes	2.15 milliseconds
56	$2^{56} = 7.2 \times 10^{16}$	$2^{55} \mu\text{s} = 1142$ years	10.01 hours
128	$2^{128} = 3.4 \times 10^{38}$	$2^{127} \mu\text{s} = 5.4 \times 10^{24}$ years	$5.4 \times 10^{18}$ years
168	$2^{168} = 3.7 \times 10^{50}$	$2^{167} \mu\text{s} = 5.9 \times 10^{36}$ years	$5.9 \times 10^{30}$ years
26 characters (permutation)	$26! = 4 \times 10^{26}$	$2 \times 10^{26} \mu\text{s} = 6.4 \times 10^{12}$ years	$6.4 \times 10^6$ years

On average, number of guesses is half the key space

# Contents

Symmetric Model

**Substitution**

Transposition

Rotor Machines

Steganography

Symmetric Cipher Model

**Substitution Techniques**

Transposition Techniques

Rotor Machines

Steganography

# Classical Substitution Ciphers

- ▶ Letters of plaintext are replaced by others letters or by numbers or symbols
- ▶ If plaintext viewed as sequence of bits, replace plaintext bit patterns with ciphertext bit patterns

# Caesar Cipher

- ▶ Earliest known cipher, used by Julius Caesar (Roman general 2000 years ago)
- ▶ Replace each letter by the letter three positions along in alphabet

Plain : a b c d e f g h i j k l m n o p q r s t u v w x y z  
 Cipher: D E F G H I J K L M N O P Q R S T U V W X Y Z A B C

## Generalised Caesar Cipher

- ▶ Allow shift by  $k$  positions
- ▶ Assume each letter assigned number ( $a = 0, b = 1, \dots$ )

$$C = E(k, p) = (p + k) \bmod 26$$

$$p = D(k, C) = (C - k) \bmod 26$$

# Breaking the Caesar Cipher

- ▶ Brute force attack
  - ▶ Try all 25 keys, e.g.  $k = 1$ ,  $k = 2$ , ...
  - ▶ Plaintext should be recognised
- ▶ Recognising plaintext in brute force attacks
  - ▶ Need to know “structure” of plaintext
  - ▶ Language? Compression?
- ▶ How to improve against brute force?
  - ▶ Hide the encryption/decryption algorithm: **Not practical**
  - ▶ Compress, use different language: **Limited options**
  - ▶ Increase the number of keys

Symmetric Model

Substitution

Transposition

Rotor Machines

Steganography

# Monoalphabetic (Substitution) Ciphers

- ▶ Monoalphabetic: use a single alphabet for both plaintext and ciphertext
- ▶ Arbitrary substitution: one element maps to any other element
  - ▶  $n$  element alphabet allows  $n!$  permutations or keys
- ▶ Example:

Plain : a b c d e ... w x y z

Cipher: D Z G L S ... B T F Q

- ▶ Try brute force ...
  - ▶ Caesar cipher: 26 keys
  - ▶ Monoalphabetic (English alphabet): 26! keys ( $> 4 \times 10^{26}$ )



# Attacks on Monoalphabetic Ciphers

- ▶ Exploit the regularities of the language
  - ▶ Frequency of letters, digrams, trigrams
  - ▶ Expected words
- ▶ Fundamental problem with monoalphabetic ciphers
  - ▶ Ciphertext reflects the frequency data of original plaintext
  - ▶ Solution 1: encrypt multiple letters of plaintext
  - ▶ Solution 2: use multiple cipher alphabets

Symmetric Model

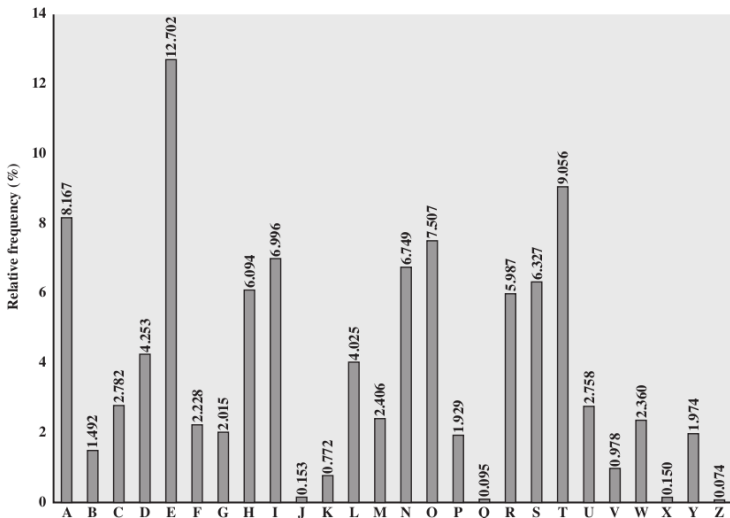
Substitution

Transposition

Rotor Machines

Steganography

# Relative Frequency of Letters in English Text



Symmetric Model

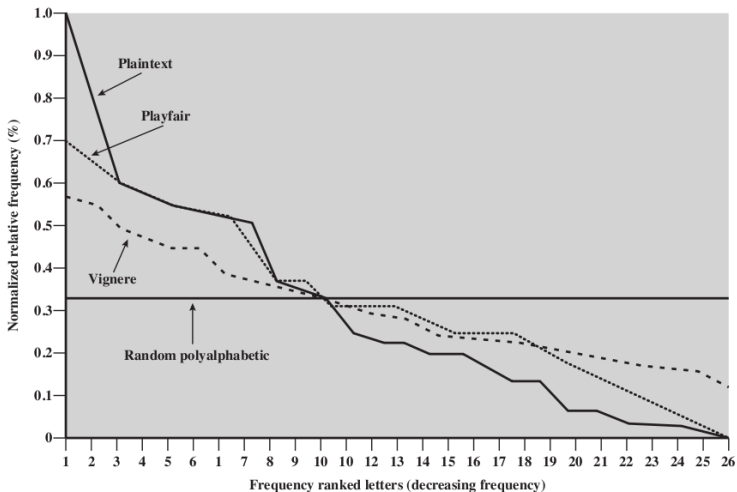
Substitution

Transposition

Rotor Machines

Steganography

# Relative Frequency of Occurrence of Letters



# Playfair Cipher

## Initialisation

1. Create 5x5 matrix and write keyword (row by row)
2. Fill out remainder with alphabet, not repeating any letters
3. Special: Treat I and J as same letter

## Encryption

1. Operate on pair of letters (digram) at a time
2. Special: if digram with same letters, separate by special letter (e.g. x)
3. Plaintext in same row: replace with letters to right
4. Plaintext in same column: replace with letters below
5. Else, replace by letter in same row as it and same column as other plaintext letter

# Playfair Cipher Example

- ▶ Plaintext: hello
- ▶ Keyword: thailand
- ▶ Ciphertext: LDAZEU

Symmetric Model

Substitution

Transposition

Rotor Machines

Steganography

# Playfair Cipher - Is it Breakable?

- ▶ Better than monoalphabetic: relative frequency of digrams much less than of individual letters
- ▶ But relatively easy (digrams, trigrams, expected words)

# Polyalphabetic Ciphers

- ▶ Use different monoalphabetic substitutions as proceed through plaintext
  - ▶ Set of monoalphabetic ciphers
  - ▶ Key determines which monoalphabetic cipher to use for each plaintext letter
- ▶ Examples:
  - ▶ Vigenère cipher
  - ▶ Vernam cipher (see textbook)
  - ▶ One time pad

# Vigenère Cipher

- ▶ Set of 26 general Caesar ciphers
- ▶ Letter in key determines the Caesar cipher to use
  - ▶ Key must be as long as plaintext: repeat a keyword

- ▶ Example:

Plain: `internettechnologies`

Key: `sirindhornsirindhorn`

Cipher: `AVKMEQLHKRUPEWYRNWVF`

- ▶ Multiple ciphertext letters for each plaintext letter



# Vigenère Cipher - Is it Breakable?

- ▶ Yes
- ▶ Monoalphabetic or Vigenère cipher? Letter frequency analysis
- ▶ Determine length of keyword
- ▶ For keyword length  $m$ , Vigenère is  $m$  monoalphabetic substitutions
- ▶ Break the monoalphabetic ciphers separately

Weakness is repeating, structured keyword

# One Time Pad

- ▶ Similar to Vigenère, but use random key as long as plaintext
- ▶ Only known scheme that is unbreakable (unconditional security)
  - ▶ Ciphertext has no statistical relationship with plaintext
  - ▶ Given two potential plaintext messages, attacker cannot identify the correct message
- ▶ Two practical limitations:
  1. Difficult to provide large number of random keys
  2. Distributing unique long random keys is difficult
- ▶ Limited practical use

# One Time Pad Example

Attacker knows the ciphertext:

```
ANKYODKYUREPFJBYOJDSPLREYIUNOFDOIUERFPLUYTS
```

Attacker tries all possible keys. Two examples:

```
key1:          pxlmvmsydofoyrvzwc tnlebnecvgdupahfzzlmnyih  
plaintext1:    mr mustard with the candlestick in the hall
```

```
key2:          mfugpmiydgaxgoufhklllmhsqdqogtewbqfgyovuhwt  
plaintext2:    miss scarlet with the knife in the library
```

There are many other legible plaintexts obtained with other keys. No way for attacker to know the correct plaintext

# Contents

Symmetric Model

Substitution

**Transposition**

Rotor Machines

Steganography

Symmetric Cipher Model

Substitution Techniques

**Transposition Techniques**

Rotor Machines

Steganography

# Rail Fence Transposition

- ▶ Plaintext letters written in diagonals over  $N$  rows (depth)
- ▶ Ciphertext obtained by reading row-by-row
- ▶ Easy to break: letter frequency analysis to determine depth
- ▶ Example:

```
plaintext: internettechnologiesandapplications  
depth: 3
```

# Rows/Columns Transposition

- ▶ Plaintext letters written in rows
- ▶ Ciphertext obtained by reading column-by-column, but re-arranged
- ▶ Key determines order of columns to read
- ▶ Easy to break using letter frequency (try different column orders)
- ▶ Example:

plaintext: securityandcryptology

key: 315624

# Rows/Columns Transposition

Transposition ciphers can be made stronger by using multiple stages of transposition

plaintext: attackpostponeduntiltwoamxyz

key: 4312567

ciphertext: TTNAAPTMTSUOAODWCOIXKNLYPETZ

Transpose again using same key:

output: NSCYAUOPTTWLTMDNAOIEPAXTTOKZ

Original plaintext letters, by position:

01 02 03 04 05 06 07 08 09 10 11 12 13 14  
15 16 17 18 19 20 21 22 23 24 25 26 27 28

After first transposition:

03 10 17 24 04 11 18 25 02 09 16 23 01 08  
15 22 05 12 19 26 06 13 20 27 07 14 21 28

After second transposition:

17 09 05 27 24 16 12 07 10 02 22 20 03 25  
15 13 04 23 19 14 11 01 26 21 18 08 06 28

# Contents

Symmetric Model

Substitution

Transposition

**Rotor Machines**

Steganography

Symmetric Cipher Model

Substitution Techniques

Transposition Techniques

**Rotor Machines**

Steganography



# Rotor Machines

- ▶ Multiple stages of encryption can be used for substitution and transposition ciphers
- ▶ Rotor machines were early application of this
  - ▶ Principle was basis for Enigma cipher used by Germany in WW2
- ▶ Machine has multiple cylinders
  - ▶ Monoalphabetic substitution cipher for each cylinder
  - ▶ Output of one cylinder is input to next cylinder
  - ▶ Plaintext is input to first cylinder; ciphertext is output of last cylinder
  - ▶ Entering a plaintext letter causes last cylinder to rotate its cipher
  - ▶ Complete rotation of one cylinder causes previous cylinder to rotate its cipher
- ▶ Principle is used in Data Encryption Standard (DES)

# Three-Rotor Machine

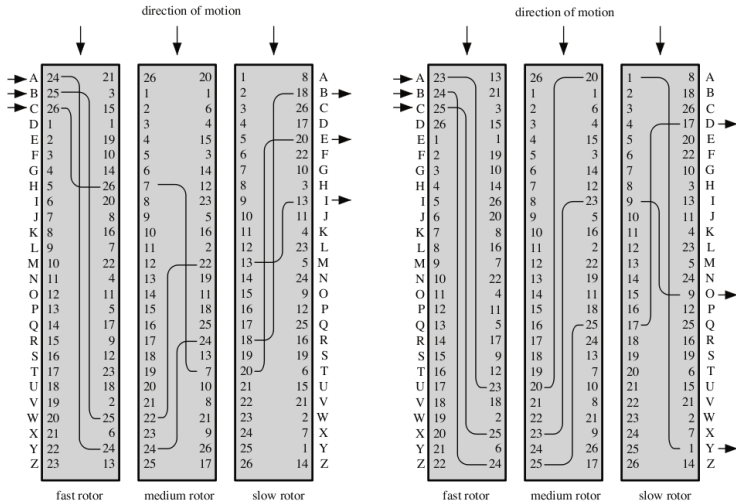
Symmetric Model

Substitution

Transposition

Rotor Machines

Steganography



(a) Initial setting

(b) Setting after one keystroke

# Contents

Symmetric Model

Substitution

Transposition

Rotor Machines

**Steganography**

Symmetric Cipher Model

Substitution Techniques

Transposition Techniques

Rotor Machines

**Steganography**

# Steganography

- ▶ Hide a real message in a fake, but meaningful, message
- ▶ Assumes recipient knows the method of hiding
- ▶ Examples:
  - ▶ Selected letters in a document are marked to form the hidden message
  - ▶ Invisible ink (letters only become visible when exposed to a chemical or heat)
  - ▶ Using selected bits in images or videos to carry the message
- ▶ Advantages
  - ▶ Does not *look like* you are hiding anything
- ▶ Disadvantages
  - ▶ Once attacker knows your method, everything is lost
  - ▶ Can be inefficient (need to send lot of information to carry small message)

# Steganography Example

Dear George,  
Greetings to all at Oxford. Many thanks for your letter and for the Summer examination package. All Entry Forms and Fee Forms should be ready for final despatch to the Syndicate by Friday 20th or at the very latest, I'm told, by the 21st. Admin has improved here, though there's room for improvement still; just give us all two or three more years and we'll really show you! Please don't let these wretched 16+ proposals destroy your basic O and A pattern. Certainly this sort of change, if implemented immediately, would bring chaos.  
Sincerely yours.